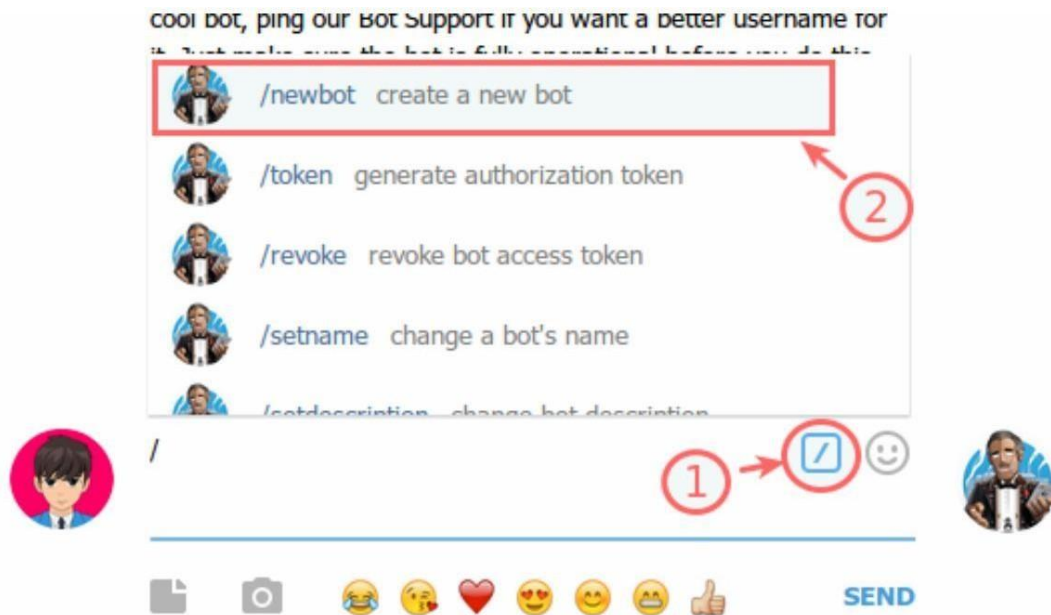


• CREATE A TELEGRAM BOT

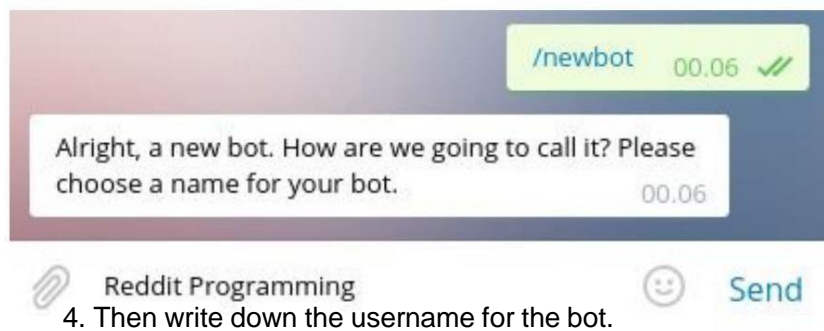
Please follow these steps to create a new bot from BotFather :

1. Open Bot Father: <https://t.me/botfather> 2.

Click on the *command bot* icon “[/]” then select **new bot**.



3. Write down the name of the bot, for example: *Reddit Programming*.

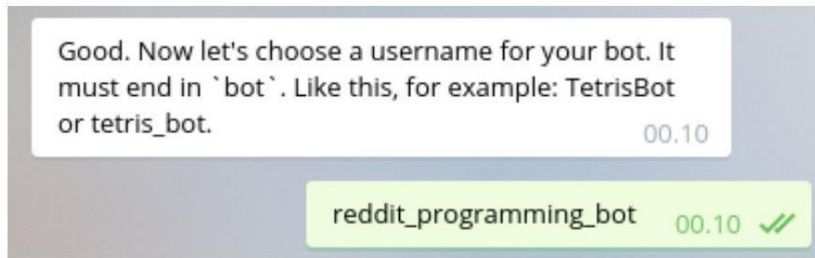


4. Then write down the username for the bot.

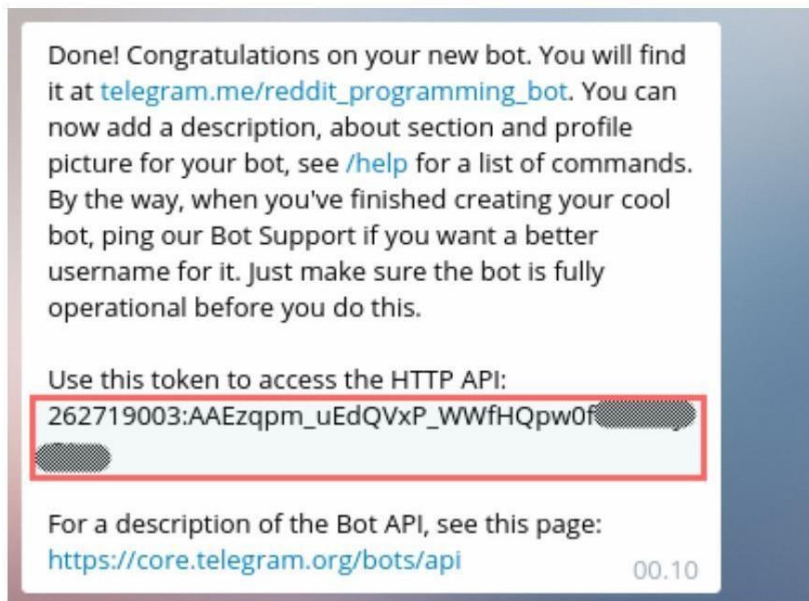
The username will be the unique name of the bot that we will create.

The username must end with the word "bot" after it .

Reddit_programming_bot example .



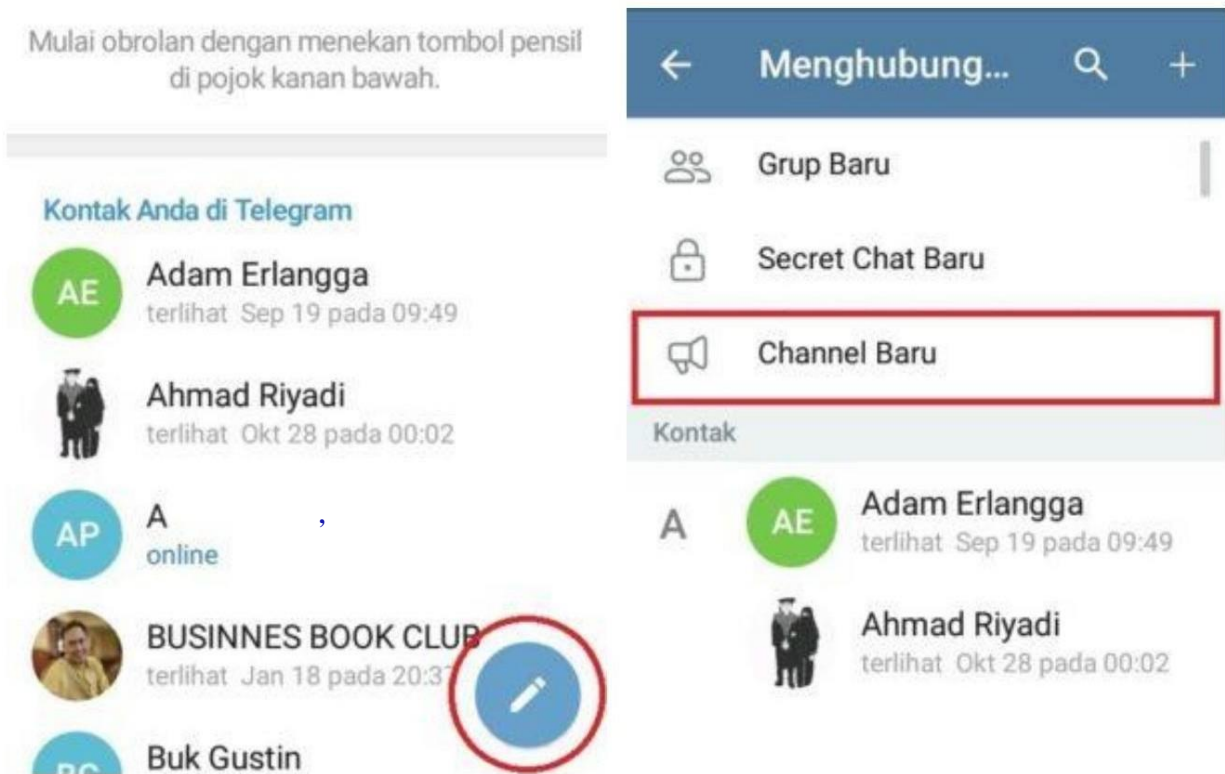
5. We will get an API token, please save this API which will be used later
Enter the INDICATOR



• CREATE A TELEGRAM CHANNEL

Please follow the steps below to create a telegram channel:

1. Make sure you have installed the Telegram application. Then open the app and select the pencil icon at the bottom right.



2. Then three available menu options will appear. Just select "New Channel" to create a channel.

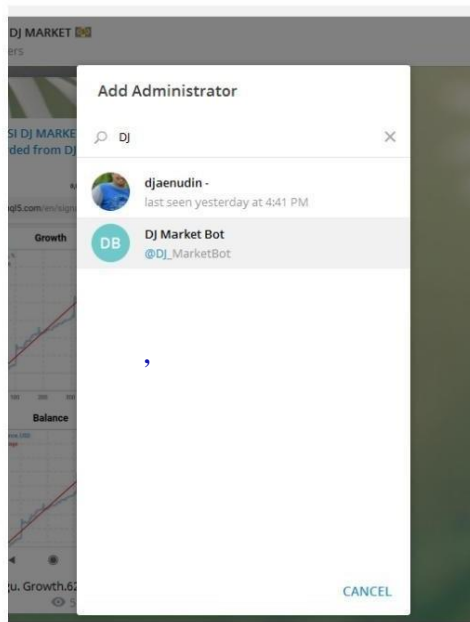
Select "New Channel" to create a channel on Telegram

3. If this is the first time you want to create a new channel, a display will appear as shown in the picture. Select "Create Channel" to continue. The info page that appears for new users



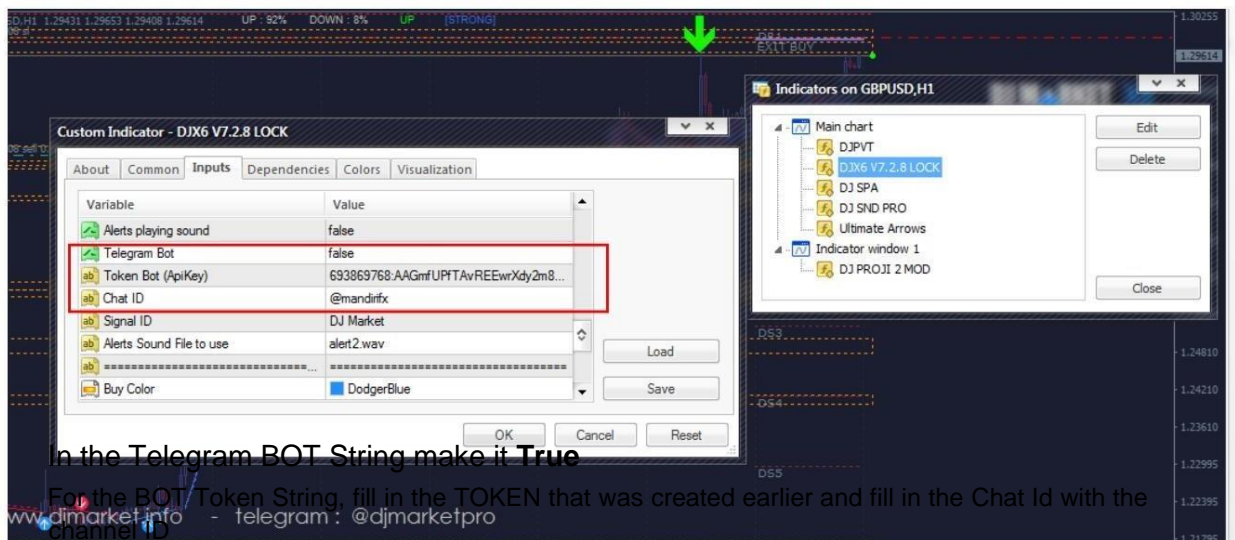
4. Then you will be faced with a form to create a channel name and description. Fill in according to your original plan. If you already have a photo for the channel profile that you created, please add it directly. If so, save by selecting the checklist on the top right.

5. If you have selected "Public Channel", then you can create your own link address which will be found and shared by other people if they want to join your channel.

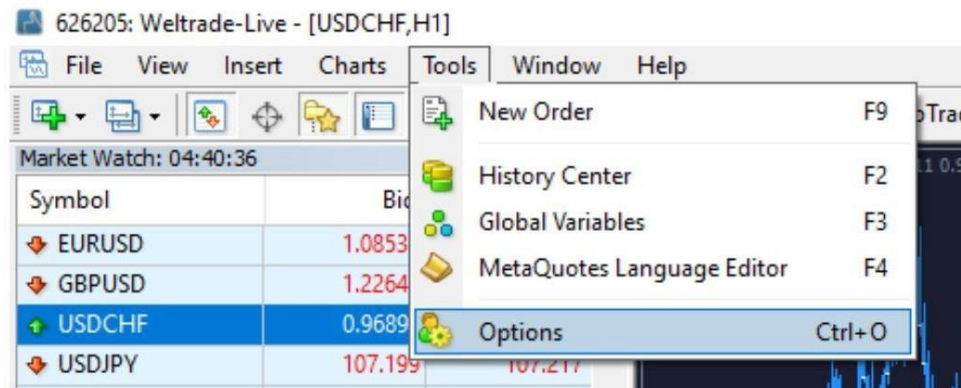


Please select "Link" or on the image that I gave a box. There you set yourself the appropriate link. If you have typed your link address and it is available, it means that the link address can be used. The link address will later be entered into DJ MARKET. If so, please save the settings by selecting the checklist at the top right.

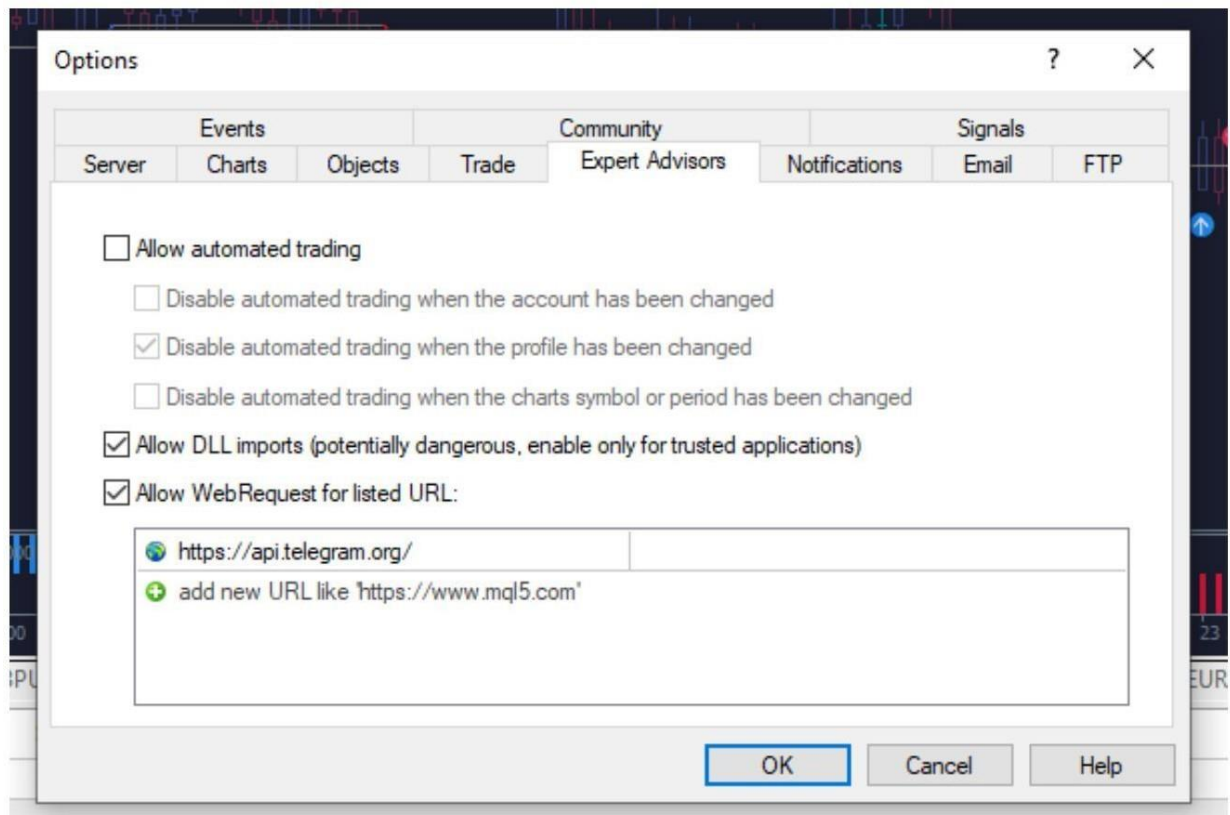
- ENTER TOKEN AND CHANNEL ID INTO DJ MARKET



Go to the **Tools** menu and select **Options**



The final step is to open the **Expert Advisor** tab and add the url : <https://api.telegram.org>
Don't forget to check **Allow WebRequest**





For Free Forex EA, Indicators and more Visit
ForeXCracked.com

Join Our Telegram Group Chat To Discuss Further About These.

>>>> <https://t.me/fxcracked>

Free trading system, Reviews of Brokers, EA and more.

>>>> <https://www.fxcracked.com>

Our forum

>>>> <https://www.JustForForex.com>

Our Discord Channel



>>>> <https://discord.gg/43P5CRk>

Reliable and Trusted FOREX VPS

>>>> <https://fxvm.net/>

Our Trusted Broker List



>>>> <http://bit.ly/Trusted-Brokers>

	Min Deposit of 5\$ Allow Cent Account Levergae up to 1:888	Register
	Min Deposit of 20\$ Allow USA Traders Levergae up to 1:500	Register

Trusted Forex Signals

	 trade_with_sam Earn While Learn ★★★★★ 5.0 (41 reviews)	FOREX SIGNALS 600 to 800 Pips Weekly 90% Accurate
--	---	--

Free 30\$ No Deposit Forex Bonus

Get your \$30 Trading Bonus*	 
<small>*T&Cs apply. Forex and CFD trading is high risk and can result in the loss of all your invested capital.</small>	Open an Account